

## COLOR SPECIFICATIONS AND SIZES AVAILABLE

Nominal Size	SILVER LAKE	SOUTH SIDE	TRIBECA	BRIGHTON	SOHO	MIDTOWN	CHELSEA
24"x24" ♦	1093618	1093619	1093620	1093617	1093615	1093616	1093614
12"x24" ♦	1093489	1093490	1093491	1093488	1093486	1093487	1093485
12"x12"	1093611	1093612	1093613	1093610	1093608	1093609	1093607
3"x3" Mosaic (12"x12")	1094198	1094199	1094200	1094197	1094195	1094196	1094194
1.5"x6" Linear Brick (12"x12")	1094191	1094192	1094193	1094190	1094188	1094189	1094187
3"x12" Bullnose	1094184	1094185	1094186	1094183	1094181	1094182	1094180
6"x12" Cove Base	1094203	1094204	1094205	1094215	1094216	1094202	1094201
1"x6" Inside Corner	1092803	1092804	1092805	1092806	1092807	1092808	1092809
1"x6" Outside Corner	1092810	1092811	1092812	1092813	1092814	1092815	1092816





## PACKAGING

NOMINAL SIZE	METRIC (CM)	THICKNESS (CM)	PIECES PER BOX	SQ. FT PER BOX	WEIGHT PER BOX	BOXES PER PALLET
24"x24"	60x60	11 mm	3	12	55 lbs.	30
12"x24"	30x60	10 mm	6	12	54 lbs	48
12"x12"	30x30	10 mm	14	14	58.1 lbs.	40
3"x3" Mosaic (12"x12")	30x30	10 mm	10	10	40.6 lbs.	45
1.5"x6" Linear Brick (12"x12")	30x30	10 mm	10	10	40.6 lbs.	45
3"x12" Bullnose	7.5x30	10 mm	12	3	12 lbs	168
6"x12" Cove Base	15x30	8 mm	10	-	17.5 lbs	-
1"x6" Inside Corner	2.5x15	8 mm	4	-	1 lbs	-
1"x6" Outside Corner	2.5x15	8 mm	4	-	1 lbs	-

ALL OTHER SIZES WILL BE PACKAGED AS ORDERED.  
PLEASE CONTACT FLORIM CUSTOMER SERVICE AT 877-FLORIM1 FOR PACKAGING INFORMATION.

♦ MINIMUM GROUT SIZE RECOMMENDED = 5 MM (OR APPROX. 3/16" IF STAGGERED TILE PLACEMENT, WE RECOMMEND USING A 30% OFFSET. IF SPECIFIED BRICK PATTERN WITH 1/2 PATTERN MANDATORY, A BIGGER GROUT IS RECOMMENDED TO HIDE IMPERFECTIONS OF INSTALLATION (MINIMUM 1/4").

## SHADE VARIATION

 <b>V1</b> <b>UNIFORM APPEARANCE</b> Differences among pieces from the same production run are minimal.	 <b>V2</b> <b>SLIGHT VARIATION</b> Clearly distinguishable differences in texture and/or pattern with similar colors.	 <b>V3</b> <b>MODERATE VARIATION</b> While the colors present on a single piece of tile will be indicative of the colors to be expected on the other tiles, the amount of colors on each piece will vary significantly.	 <b>V4</b> <b>SUBSTANTIAL VARIATION</b> Random color differences from tile to tile, so that one tile may have totally different colors from that on other tiles. Thus, the final installation will be unique.
---	--	--	--

## TECHNICAL SPECIFICATIONS

Surface Abrasion	PEI	IV - III	ASTM C1027
Water Absorption		< 0.5%	ASTM C373
Chemical Resistance		CLASS A	ASTM 650
Coefficient of Friction	(Dry)	< 0.7 ♦	ASTM C1028
	(Wet)	0.6 ♦	ASTM C1028
Stain Resistance		CLASS A	ASTM C1378
Breaking Strength		<400	ASTM C648
Resistance to Freeze		RESISTANT	ASTM C1026
Scratch Hardness		≥ 6	MOHS

ALL FLORIM USA PRODUCTS MEET OR EXCEED ALL STANDARDS IN ANSI A137.1.

♦ DUE TO THE INHERENT NATURE OF FIRED PORCELAIN TILE, IT IS IMPORTANT TO NOTE THAT THE COEFFICIENT OF FRICTION MAY VARY WITHIN AND BETWEEN PRODUCT RUNS.

## WHY PORCELAIN?

There are many reasons to choose impervious porcelain tile over other floor coverings. It offers the largest array of design options and holds its value the longest. In a comparison between the many different flooring options, porcelain tile offers one of the most durable and least expensive options over the lifespan of the building.

### Benefits of Porcelain Tile

- Impervious to water
- Easy to maintain
- Variety of design options
- Environmentally friendly
- Resistant to germs and bacteria
- Fade resistant
- Fire resistant
- Durable - best long-term value vs. other floor coverings

## HOW TO MAINTAIN YOUR PORCELAIN TILE

- Sweep or vacuum regularly.
- Wash with a household cleaner and hot water then rinse with clean water (do not use wax, oil-based, or abrasive cleaners).

Find more care, maintenance, and installation tips at [www.florimusa.com](http://www.florimusa.com)

Colors Shown in this brochure may vary from actual product.  
Final selection should be made from actual product samples.



### PROGRESS THAT TOUCHES AND INVESTS IN THE ENTIRE SOCIETY

As a active member of the U.S Green Building Council, Florim spreads awareness to the entire American communities and encourages towards the use of building solutions inspired by environmentally friendly practices. Using Florim products for project implementation, will positively contribute in obtaining scores and points required for earning the LEED certification (Leadership in Energy and Environmental Design).

**A COMMITMENT TO THE DEVELOPMENT OF PRODUCTS FOR A CONSCIOUS BUILDING TRADE**  
Florim offers products containing recycled material. The adoption of eco-compatible production systems is merit of Italian designs produced in the U.S.

### TECHNICAL DEVELOPMENT THAT CONSIDERS THE NATURAL ENVIRONMENT

Florim commits to the eco-compatible project and translates the same into an avant-gard production process, minimizing the negative impact on the environment.



LEED

Environment  
PRIORITY ONE



**PROGRESS THAT TOUCHES AND INVESTS IN THE ENTIRE SOCIETY**

As a active member of the U.S Green Building Council, Florim spreads awareness to the entire American communities and encourages towards the use of building solutions inspired by environmentally friendly practices.

Using Florim products for project implementation, will positively contribute in obtaining scores and points required for earning the LEED certification (Leadership in Energy and Environmental Design).

**A COMMITMENT TO THE DEVELOPMENT OF PRODUCTS FOR A CONSCIOUS BUILDING TRADE**

Florim offers products containing recycled material. The adoption of eco-compatible production systems is merit of Italian designs produced in the U.S.

**TECHNICAL DEVELOPMENT THAT CONSIDERS THE NATURAL ENVIRONMENT**

Florim commits to the eco-compatible project and translates the same into an avant-guard production process, minimizing the negative impact on the environment.



300 International Blvd. Clarksville, TN 37040  
Toll free: 1-877 - Florim1 (356-7461)  
Phone: 931 645 5100  
[www.florimusa.com](http://www.florimusa.com)

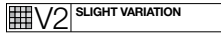


# URBAN LANDSCAPE

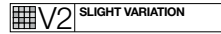





**Silver Lake**



**South Side**



**Tribeca**



1093618 - 24"x24"



1093489 - 12"x24"



1093619 - 24"x24"



1093490 - 12"x24"



1093620 - 24"x24"



1093491 - 12"x24"



Mosaic 1.5"x6" (12"x12")  
1094191



1093611 - 12"x12"



Mosaic 1.5"x6" (12"x12")  
1094192



1093612 - 12"x12"



Mosaic 1.5"x6" (12"x12")  
1094193



1093613 - 12"x12"



Mosaic 3"x3" (12"x12")  
1094194



3"x12"  
Bullnose 1094184



Mosaic 3"x3" (12"x12")  
1094195



3"x12"  
Bullnose 1094185



Mosaic 3"x3" (12"x12")  
1094200



3"x12"  
Bullnose 1094186



6"x12"  
Cove Base 1094203



1"x6"  
Inside  
Corner  
1092803



1"x6"  
Outside  
Corner  
1092810



6"x12"  
Cove Base 1094204



1"x6"  
Inside  
Corner  
1092804



1"x6"  
Outside  
Corner  
1092811



6"x12"  
Cove Base 1094205



1"x6"  
Inside  
Corner  
1092805



1"x6"  
Outside  
Corner  
1092812


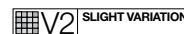
COLORED-BODY PORCELAIN  
 24"x24" - 12"x24" - 12"x12" - bullnose - mosaics - trims




**Brighton**



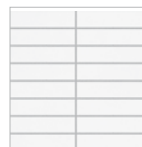
**Soho**




1093617 - 24"x24"



1093488 - 12"x24"



Mosaic 1.5"x6" (12"x12")  
1094190



1093610 - 12"x12"



Mosaic 3"x3" (12"x12")  
1094197



3"x12"  
Bullnose 1094183




6"x12"  
Cove Base 1094215



1"x6"  
Inside  
Corner 1092806



1"x6"  
Outside  
Corner 1092813



1093615 - 24"x24"




1093486 - 12"x24"



Mosaic 1.5"x6" (12"x12")  
1094188



1093608 - 12"x12"



Mosaic 3"x3" (12"x12")  
1094195



3"x12"  
Bullnose 1094181



6"x12"  
Cove Base 1094216



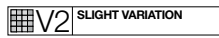
1"x6"  
Inside  
Corner 1092807




1"x6"  
Outside  
Corner 1092814



**Midtown**



**Chelsea**



1093616 - 24"x24"



1093487 - 12"x24"



Mosaic 1.5"x6" (12"x12")  
1094189



1093609 - 12"x12"



Mosaic 3"x3" (12"x12")  
1094196



3"x12"  
Bullnose 1094182



6"x12"  
Cove Base 1094202



1"x6"  
Inside  
Corner  
1092808



1"x6"  
Outside  
Corner  
1092815



1093614 - 24"x24"



1093485 - 12"x24"



Mosaic 1.5"x6" (12"x12")  
1094189



1093607 - 12"x12"



Mosaic 3"x3" (12"x12")  
1094194



3"x12"  
Bullnose 1094180



6"x12"  
Cove Base 1094201



1"x6"  
Inside  
Corner  
1092809



1"x6"  
Outside  
Corner  
1092816